

Register or Log In



Online Entry requires you to register as a user with your email address. By registering, you enter information on the people and horses that will be on your entries. This saves lots of time the next show you enter and improves accuracy.

All you have to do is click the "Register" button at the top of the page and enter an email and password.

The image shows the "Register" form on the website. It has a title "Register" at the top. Below the title are three input fields: "Email", "Password", and "Confirm Password". Each field has a placeholder text matching the label. At the bottom of the form is a "Register" button with a document icon.

When you click register, you are automatically logged in the first time.



To get to the online entry page select the “Show” menu and pick “Online Pre-Entry”



The entry system has 3 parts: Exhibitors, Horses and Entries.

Step 1 add an an exhibitor by clicking the “Manage” link under “My Exhibitors”

Exhibitors

[Create Exhibitor](#)

First Name	Last Name	OK Expires	FQHR Expires	Phone	Email
------------	-----------	------------	--------------	-------	-------

Create Exhibitor

First Name
First Name is required.

Last Name
Last Name is required.

OK Expires

FQHR Expires

Address

City

State

Zip

Phone

Email

Reg Account ID

- 1) Click “Create Exhibitor”
- 2) Fill out Exhibitor

Exhibitors

[Create Exhibitor](#)

	First Name	Last Name	OK Expires	FQHR Expires	Phone	Email
Edit Delete	Shawn	Walter	12/31/2019	12/31/2019	405-555-5555	


Step 2 add horses. Click the “Horses menu item on the registration page to get to your list of horses.

The screenshot shows the OKFQHR website's navigation bar with 'Horses' highlighted. Below the navigation bar is a 'Horses' section with a 'Create Horse' link. A form for creating a horse is displayed with the following fields:

Name	Cileo Del Six
FQHR Number	27250
Coggins Date	12/05/2018
Birth Year	2005

Buttons for 'Create' and 'Go Back' are visible below the form.

Below the form is a table listing the created horse:

Name	FQHR Number	Coggins Date	Birth Year	Registration Papers	Coggins Papers
Edit Delete Cileo Del Six	27250	12/05/2018	2005	810b24d4-cc7f-4272-85cd-e05d5307a69cmjreg.pdf Upload	 Upload

This Step Is Optional! After adding the horse, you can click the “Upload” link in the Registration Papers column and select either a picture or a pdf. In this example, the Registration file is a pdf and the Coggins papers are a picture. If you are using your phone to add or edit horses, clicking upload gives you the option of simply taking a picture or adding a picture from your camera’s photo library. You will still need to bring registration and coggins papers to the show.

My Account ▾



Oklahoma Foundation Quarter Horse Registry




☰ MENU

Upload Registration File

Select FQHR Horse Registration File (image file):

no file selected

Useful Tip: If using a computer, take a picture of your horse

- Take Photo or Video 
- Photo Library 
- Browse 

You only have to enter information on exhibitors and horses one time or when you add a new horse or exhibitor to your family.
Now you can add Entries!



An entry is one exhibitor / horse combination.

A screenshot of the 'Create Entry' form on the website. The form is set against a light brown background. At the top, the title 'Create Entry' is displayed in a large, bold, dark font. Below the title, there are three dropdown menus: 'Show' with 'April 2019 Show' selected, 'Exhibitor' with 'Shawn Walter' selected, and 'Horse' with 'Cileo Del Six' selected. Below these is a checkbox labeled 'Owner' which is currently unchecked. Underneath the checkbox is a text input field labeled 'Relationship to Owner' containing the text 'Father'. At the bottom of the form, there are two buttons: a dark brown 'Create' button with a document icon and a white 'Go Back' button with a left-pointing arrow icon.

Now simply add classes to the entry:

Entries

[Add an Entry](#) *(One entry per exhibitor and horse)*

Show: 04/13/2019 to 04/14/2019
Exhibitor: Shawn Walter
Horse: Cileo Del Six
[Edit](#) | [Delete](#) | [Fee Summary](#)

[Add a Class](#)

	Class Number	Class Name	Division	Category	Versatility
--	--------------	------------	----------	----------	-------------

Create Class

Show:
Exhibitor:
Horse:
Class:
 Versatility

[Add an Entry](#) *(One entry per exhibitor and horse)*

Show: 04/13/2019 to 04/14/2019
Exhibitor: Shawn Walter
Horse: Cileo Del Six
[Edit](#) | [Delete](#) | [Fee Summary](#)

[Add a Class](#)

	Class Number	Class Name	Division	Category	Versatility
Edit Delete	15	Working Cow Horse	Amateur Limited Rider	Cow	

Repeat until you have added all of the classes for this entry.

Entries

Add an Entry *(One entry per exhibitor and horse)*

Show : 04/13/2019 to 04/14/2019

Exhibitor : Shawn Walter

Horse : Cileo Del Six

[Edit](#) | [Delete](#) | [Fee Summary](#)

[Add a Class](#)

	Class Number	Class Name	Division	Category	Versatility
Edit Delete	15	Working Cow Horse	Amateur Limited Rider	Cow	<input checked="" type="checkbox"/>
Edit Delete	43	Keyhole	Amateur	Speed	<input checked="" type="checkbox"/>
Edit Delete	64	11 Year-Old & Over Geldings	NA	NA	<input checked="" type="checkbox"/>
Edit Delete	77	Amateur Versatility Conformation	Amateur	Confirmation	<input checked="" type="checkbox"/>
Edit Delete	96	Ranch Reining	3-5 Amateur	Show	<input checked="" type="checkbox"/>

You may notice that Versatility was not checked before but I edited that class and selected it so now the entry summary shows 4 versatility classes – one in each category. The system does not validate your versatility entry but it does show what classes you have selected for versatility so you can validate that easily yourself.

Lastly, by clicking on Fee Summary, you can review your fees for all entries for the selected show:

Fee Summary

Show: 04/13/2019 to 04/14/2019 Exhibitor: Shawn Walter Horse: Cileo Del Six

Class Number	Class Name	Division	Category	Versatility	Class Fee	Cattle Fee
15	Working Cow Horse	Amateur Limited Rider	Cow	✓	16	50
43	Keyhole	Amateur	Speed	✓	16	0
64	11 Year-Old & Over Geldings	NA	NA		16	0
77	Amateur Versatility Conformation	Amateur	Confirmation	✓	16	0
96	Ranch Reining	3-5 Amateur	Show	✓	16	0
Totals					80	50
Office Fee		\$10				
Class Fees		\$80				
Cattle Fees		\$50				
Total Fees This Entry		\$140				

Total Fees All Entries \$140;